

Association of Municipalities in The Republic of Croatia

Social Inclusion of Persons with Disabilities – the Croatian
Perspective



Zaragoza, 28th March 2014

Ante Martić



BASIC FACTS ABOUT CROATIA



Total area: 56,542 km²

Capital city: Zagreb (780,000 inhabitants)

Population: 4.3 million

Labor force: 1.7 million


Unemployment: 16.6%

GDP per capita: 12.971€ (2012)

Average net salary: 720 EUR

POLITICAL SYSTEM

- ▶ **Parliamentary republic**
- ▶ **President elected by popular vote for a five-year term (last in 2010)**
- ▶ **Parliament elected from party lists by popular vote for a four-year term (last in 2011)**
- ▶ **11 MEPs**



ADMINISTRATIVE DIVISION



20 Counties + City of Zagreb

County territory divided into:

- ▶ 128 towns
- ▶ 428 municipalities

Special status: City of Zagreb

Smallest municipality:


- ▶ Cviljane – 137 residents

Smallest town:

- ▶ Komiza – 1677 residents

MUNICIPALITIES (428)

- ▶ **30,8% of total population of Croatia lives in municipalities**
- ▶ **Over 50% of all municipalities are below the population of 3,000**
- ▶ **Many municipalities suffer from inadequate human and fiscal capacity for public service provision**



UORH (AOM) – FACTSHEET

Registration: 2002

Members: 280

Employees: 3


Management: Assembly & Management Board (20 members)

Budget: around 130.000€/year

Membership Fee: Based on tax revenues (min 300€, max 1500€/year)

FOCUS AREAS

- ▶ **Legal counselling**
- ▶ **Advocacy & lobby**
- ▶ **International facilitation**
- ▶ **Watchdogging of the legal framework related to local self- government**
- ▶ **Dissemination of information**
- ▶ **Training**



Local Authorities' Competences

- ▶ Management and organisation of the settlement
 - ▶ Housing
 - ▶ Spatial and urban planning
 - ▶ Communal affairs and communal order
 - ▶ Child care
 - ▶ **Social care**
 - ▶ Primary health care
 - ▶ Preschool and primary education
 - ▶ Culture and sports
 - ▶ Consumer protection
 - ▶ Fire fighting, civil defence, traffic management
- 

TAXES & FINANCING

- ▶ 49, 5 % of the collected income tax is used by the municipalities
- ▶ 9% of income tax used by counties for elementary schools, high schools, social and health security
- ▶ Real estate purchase tax (5%) - 60% used by the municipality
- ▶ Local surtax (0-10%) fully used by municipality
- ▶ Building permits (communal contribution)
- ▶ Utility charges (dedicated revenue)
- ▶ Holiday homes tax used by the municipality




State of Play

- Disability – long lasting, physical, mental, intellectual or sensor damages which can, in interaction with different obstacles, prevent a person's full and efficient participation in the society on an equal level with the others (UN Convention on the Rights of Persons with Disabilities)
- Not just a person's damage but the relation of the damage with the environment – society creates disability through its inadequate integration measures, or removes it through adequate integration measures



Numbers

- ▶ 520.437 persons with disabilities in Croatia (12% of population)
- ▶ 100.000 persons with some kind of disability is in the social care system – 2,2% of population and 20 % of all persons with disabilities




LEGAL PROVISIONS

- UN Convention on the Rights of Persons With Disabilities (2007 – Croatia)
- Constitution
- Strategy for Achieving Equal Opportunities for Persons with Disabilities (2007 – 2015)
- Declaration on the Rights of Persons with Disabilities (2005)
- Law on professional Rehabilitation and Employment of Persons with Disabilities
- Law on Social Care




Institutions

- Ombudsperson for persons with disabilities
- Ministry of Social Policy and Youth
- Local and regional authorities
- Croatian Employment Authority
- Croatian Institute for Public Health
- Croatian Institute for Health Insurance
- Croatian Institute for Pension Insurance




Social Rights

- Personal disability fee - monthly 200€
- Addition for help and care (50 – 70 € monthly)
- Addition until employment (up to 50 € monthly)
- Right of Parent/Carer (350 – 400 € monthly + social and health benefits paid)
- Right to expert help to the family
- Early Intervention (children)
- Assisted integration in education
- Journey rights (full, part-time and occasional)
- Accomodation
- Help and care in the house
- Assistance in jobs and employment




CIVIL SOCIETY

- ▶ 10 national networks of disability NGOs
- ▶ Present in EDF (European Disability forum)
- ▶ Several thousands of disability NGOs
- ▶ Present in the Council for Civil Society Development
- ▶ Present in Social Entrepreneurship and social farming
- ▶ Financed by the state - over 10.000.000 € in projects and administrative grants
- ▶ Financed by the local level – over 15.000.000 € in all the units together




Conclusions

- ▶ Good administrative framework
- ▶ Clear goals set for the future
- ▶ Respect and implementation of international documents and conventions
- ▶ ESF planned for persons with disabilities
- ▶ Very large number of users – lacking funds
- ▶ Need for more entrepreneurial approach to include full social inclusion that would be sustainable
- ▶ Need for more development funds to complement social care



QUESTIONS/COMMENTS?



THANK YOU!

Ante Martić

Association of Municipalities in the
Republic of Croatia

Hrgovići 59, 10000 ZAGREB

amartic@udruga-opcina.hr

www.udruga-opcina.hr

